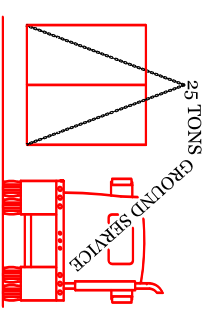
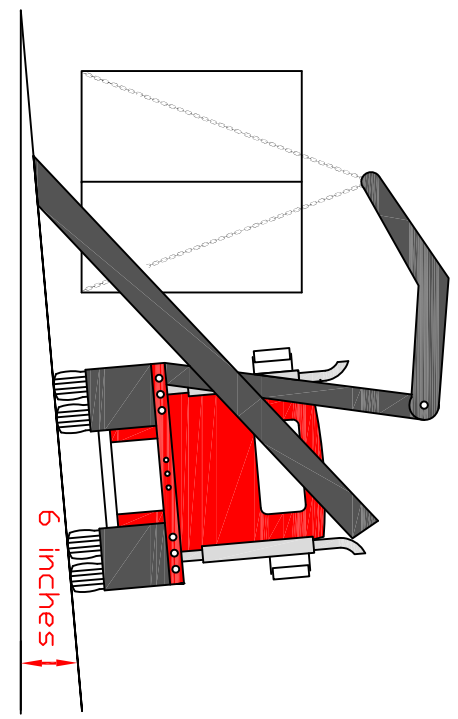



# Container Lifters



503-799-4183



Loading & Unloading on an angle requires extreme care  
The angle should be less than 6 inches over the width of the crane



Loading & Unloading on an slope is a challenge  
The slope should be less than 2 ft over the length of the truck

Level Terrain